

Tactical Unconstrained Growth One

A Multi-Factor Trading System Portfolio

Beta Barometer™



The *Beta Barometer™* is an instrument used to forecast the portfolio's market exposure.

*The barometer reading changes with trades in the underlying portfolio. See fundarchitects.com for the current reading

Market Proxy ETFs*

Equity

NASDAQ-100

Fixed Income

20+ Year U.S. Treasury Bonds

High Yield Bonds

Convertible Bonds

Senior Bank Loans

Emerging Market Local Debt

Preferred Stocks

*These sectors are subject to change based on the discretion of the investment committee.




Fund Details

Objective	Growth
Investment Vehicle	Separately Managed Accounts
Benchmark	75% SP500/25% Barclays U.S. Aggregate Bond
Average Internal Expense Ratio	0.15%-0.90%
Leverage	No
Inverse	Yes

Fund Strategy

The Tactical Unconstrained Growth Portfolio attempts to participate in the positive trends of the NASDAQ 100 Index by tilting back and forth between equity and fixed income (or cash) depending on the equity market's direction. Relying on a proprietary algorithm to recognize changes in market, the Portfolio can trade actively between bull, bear, and flat market conditions.

Investment Process

Market Condition	Determined By...	Positioning
Risk Stable 	Clearly positive trend in NASDAQ-100 simple moving averages	100% NASDAQ-100
Recovering 	Improving positive trend in NASDAQ-100's simple moving averages	Blend of NASDAQ-100 and Fixed Income
Declining 	Negatively sloping trend in NASDAQ-100 simple moving average, with short-term trends falling below longer-term averages	100% Fixed Income

Fund Highlights

- The strategy's aim is to fully participate in the upside of the NASDAQ-100
- To reduce risk, a proprietary signal attempts to identify weakness in the NASDAQ-100, and when necessary, decrease equity exposure by introducing a fixed income allocation
- The fixed income allocation is determined by ranking the available sectors by price momentum and standard deviation factors, then purchasing the top ranked sectors
- The strategy has the ability to use cash up to 100%. This will occur when the available fixed income sectors are less favorable than cash.

How is Fund Architects different from other managers?

Asset allocation is the most important component to portfolio returns, yet most investors spend little time on their asset allocation. Instead investors focus on picking individual stocks and bonds, or on managers to do it for them. Typically when an investor sets their asset allocation, it remains fixed through the changing markets. This is a recipe for investor anxiety during bear markets, which can lead to emotional mistakes that ruin returns. At Fund Architects, we focus our efforts on getting the asset allocation right, which we believe gives us the greatest potential for added value.

What is the goal of Fund Architects portfolios?

To improve long-term returns, as compared to a passive benchmark, by minimizing volatility and reducing losses during market corrections.

Are the Tactical Unconstrained Growth Portfolios trying to predict the market?

No one can predict the future, and even the best managers don't know which direction the markets are heading. But we can identify what type of market we are **currently** in. So why not adjust to the current market conditions, instead of maintaining a static portfolio? The Tactical Unconstrained Growth Portfolios have many different tools that provide the flexibility to position the allocation accordingly. And since we have the ability to trade on a daily basis, the Portfolio's intention is to react quickly to the market's changing conditions.

The information found on this description page has been prepared without regard to any particular investor's investment objectives, financial situation, and/or needs. There can be no assurance that the future performance of any specific investment, investment strategy, or product made reference to directly or indirectly in this brochure, will be profitable or be suitable for a portfolio. Accordingly, investors should not act on any recommendation (express or implied) or information in this report without obtaining specific advice from their financial advisor and should not rely on information herein as the primary basis for their investment decisions. Neither the information nor any opinion expressed shall constitute an offer to sell or a solicitation or an offer to buy any securities mentioned herein. The securities purchased using this model portfolio are subject to market risk and an investor may experience loss of principal.

Fund Architects is not a member of the Financial Industry Regulatory Authority (FINRA) or the Securities Investor Protection Corporation (SIPC). Accounts managed by Fund Architects must be held at a qualified custodian that is a FINRA/SIPC member broker/dealer. Information pertaining to Fund Architects' advisory operations, services, fees, and material arrangements is set forth in Fund Architects' current disclosure statement, as same is on file with the United States Securities and Exchange Commission, a copy of which is available from Fund Architects upon request.

The Risk Number is a proprietary scaled index, ranging from 0 to 100, developed by Riskalyze to reflect the relative risk of a portfolio. One of the important drivers of this score is downside risk, measured by the 95% probability range with a Downside of -2% relating to a score in the Low 20's; a Downside of -5% relating to a score in the Low 30's; a Downside of -7% relating to a score in the Low 40's; a Downside of -12% relating to a score in the Low 60's; a Downside of -18% relating to a score in the Low 80's. For more information visit www.riskalyze.com

Global/international stock funds and specialty/sector funds are subject to additional market risks.

Investments in global/international markets involve risks not associated with U.S. markets, such as risks related to market and currency volatility, adverse social and political developments and the relatively small size and less liquidity of these markets. The risks of investing in foreign securities are magnified in emerging markets.

Small capitalization companies may have less experienced management, unpredictable earnings growth, and limited product lines, which can cause their share prices to fluctuate more than those of larger firms.

For more information, visit us at www.fundarchitects.com, or call 866-539-4186.

What is the BetaBarometer™? The team at Fund Architects believes the portfolio's market exposure should change as conditions change. Fund Architects has created a tool specifically designed assist them in making these adjustments. It is called the BetaBarometer™ and is available exclusively from Fund Architects.

Portfolio Lineup

Multi-Factor Ranking System



Conservative
Global ETF



Foundations



Global ETF



First Trust
All-Region



1.5x Foundations



2x Global ETF



2x First Trust
All-Region

Multi-Factor Trading System



Tactical
Unconstrained
Growth



Tactical
Unconstrained
Growth One



Tactical
Unconstrained
Growth Two



www.fundarchitects.com
866-539-4186