

# Foundations

A Multi-Factor Ranking System Portfolio

## Beta Barometer™



The *Beta Barometer™* is an instrument used to forecast the portfolio's market exposure.

\*The barometer reading changes with trades in the underlying portfolio. See [fundarchitects.com](http://fundarchitects.com) for the current reading

### Fund Details

Objective	Growth and Income
Investment Vehicle	Separately Managed Accounts
Benchmark	50% S&P500/ 50% Barclays Aggregate U.S. Bond Index
Average Internal ETF Expense Ratio Range	0.15%-0.50%
Leverage	No
Inverse	No

### Fund Strategy

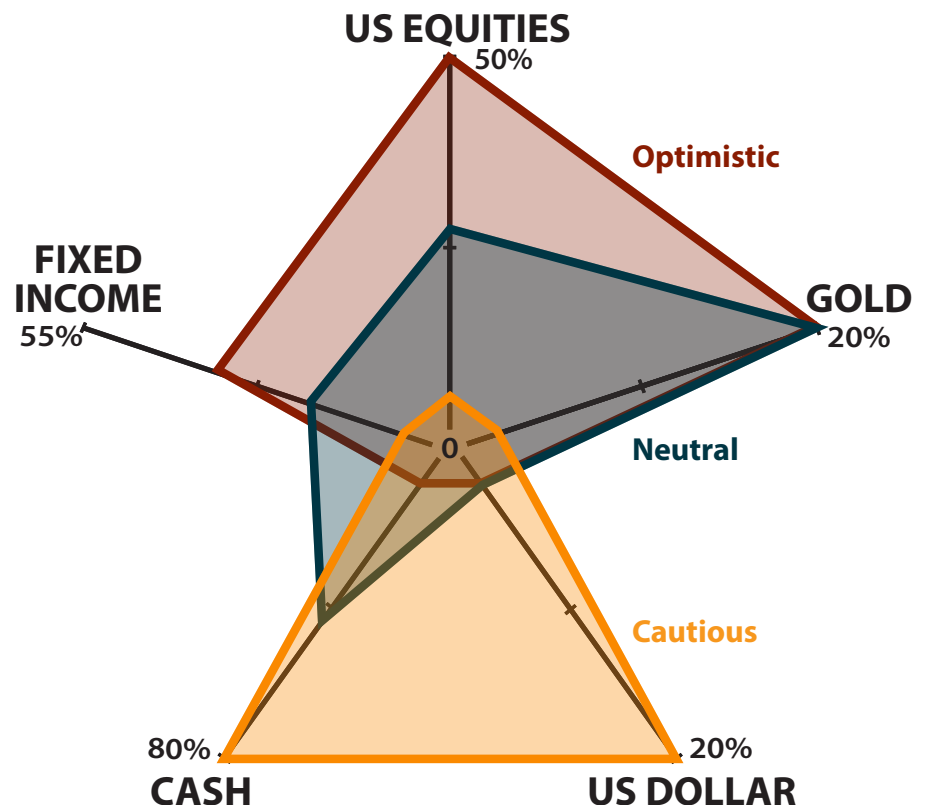
The Foundations Portfolio seeks to capitalize on the most attractive investment opportunities available among a defined list **equity, fixed income, currency, and gold** ETFs. Relying on a repeatable process that systematically adjusts the portfolio's asset allocation to the current market environment, the strategy looks to improve long-term returns relative to its benchmark by minimizing volatility and reducing losses during market corrections.

### Targeted Investment Universe\*

<b>Equities</b>	<b>0-50%</b>
U.S. Large Cap Stocks	
<b>Fixed Income</b>	<b>0-55%</b>
Convertible Bonds	
Emerging Market Local Debt	
Preferred Stocks	
Senior Floating Rate Loans	
High Yield Bonds	
U.S. Treasuries	
<b>Gold</b>	<b>0-20%</b>
<b>U.S. Dollar Currency</b>	<b>0-20%</b>
<b>Cash</b>	<b>0-80%</b>

\*These sectors are subject to change based on the discretion of the investment committee.

### Investment Process



### How is Fund Architects different from other managers?

We focus our research and our efforts on getting the portfolio asset allocation right, which we believe gives us the greatest potential for added value. While asset allocation is the most important component to portfolio returns, most managers spend too little time on the process, focusing instead on picking individual securities. Worse, when these managers arrive at an asset allocation, it remains fixed through changing, often volatile, markets. This inaction is a recipe for investor anxiety during bear markets, which can lead to emotional mistakes that ruin returns.

### What is the goal of Fund Architects portfolios?

Our overarching objective is to improve long-term returns as compared to a passive benchmark by minimizing volatility and reducing losses during market corrections.

### Why don't you use stop loss orders or trade more frequently than once a month?

We strongly believe that sticking to a systematic rebalancing schedule helps avoid emotional mistakes and reduces the chances of reacting to market 'noise'. Our internal modeling suggests that over time stop-loss orders diminish average annual returns and have a negative effect on risk-adjusted returns.

### Are the 'Multi-Factor Ranking System' Portfolios trying to time the market?

No... we are simply adjusting the Portfolios to the current environment using a systematic, repeatable process. Unless you are buying a market capitalization weighted average of a passive index, your portfolio has some element of active management. But not all active management is trying to 'time' the market, which implies a level of prediction on the market's direction. We have no idea which way the market is heading. No one else does either.

The information found on this description page has been prepared without regard to any particular investor's investment objectives, financial situation, and/or needs. There can be no assurance that the future performance of any specific investment, investment strategy, or product made reference to directly or indirectly in this brochure, will be profitable or be suitable for a portfolio. Accordingly, investors should not act on any recommendation (express or implied) or information in this report without obtaining specific advice from their financial advisor and should not rely on information herein as the primary basis for their investment decisions. Neither the information nor any opinion expressed shall constitute an offer to sell or a solicitation or an offer to buy any securities mentioned herein. The securities purchased using this model portfolio are subject to market risk and an investor may experience loss of principal.

Fund Architects is not a member of the Financial Industry Regulatory Authority (FINRA) or the Securities Investor Protection Corporation (SIPC). Accounts managed by Fund Architects must be held at a qualified custodian that is a FINRA/SIPC member broker/dealer. Information pertaining to Fund Architects' advisory operations, services, fees, and material arrangements is set forth in Fund Architects' current disclosure statement, as same is on file with the United States Securities and Exchange Commission, a copy of which is available from Fund Architects upon request.

The Risk Number is a proprietary scaled index, ranging from 0 to 100, developed by Riskalyze to reflect the relative risk of a portfolio. One of the important drivers of this score is downside risk, measured by the 95% probability range with a Downside of -2% relating to a score in the Low 20's; a Downside of -5% relating to a score in the Low 30's; a Downside of -7% relating to a score in the Low 40's; a Downside of -12% relating to a score in the Low 60's; a Downside of -18% relating to a score in the Low 80's. For more information visit [www.riskalyze.com](http://www.riskalyze.com)

Global/international stock funds and specialty/sector funds are subject to additional market risks.








Investments in global/international markets involve risks not associated with U.S. markets, such as risks related to market and currency volatility, adverse social and political developments and the relatively small size and less liquidity of these markets. The risks of investing in foreign securities are magnified in emerging markets.

Small capitalization companies may have less experienced management, unpredictable earnings growth, and limited product lines, which can cause their share prices to fluctuate more than those of larger firms.




For more information, visit us at [www.fundarchitects.com](http://www.fundarchitects.com), or call 866-539-4186.

### Portfolio Lineup

#### Multi-Factor Ranking System

 RISK 30	Conservative Global ETF
 RISK 38	Foundations
 RISK 51	Global ETF
 RISK 51	First Trust All-Region
 RISK 66	1.5x Foundations
 RISK 85	2x Global ETF
 RISK 85	2x First Trust All-Region

#### Multi-Factor Trading System

 RISK 51	Tactical Unconstrained Growth
 RISK 63	Tactical Unconstrained Growth One
 RISK 85	Tactical Unconstrained Growth Two



[www.fundarchitects.com](http://www.fundarchitects.com)  
866-539-4186